

# SCHOOL DISTRICT OF BELOIT

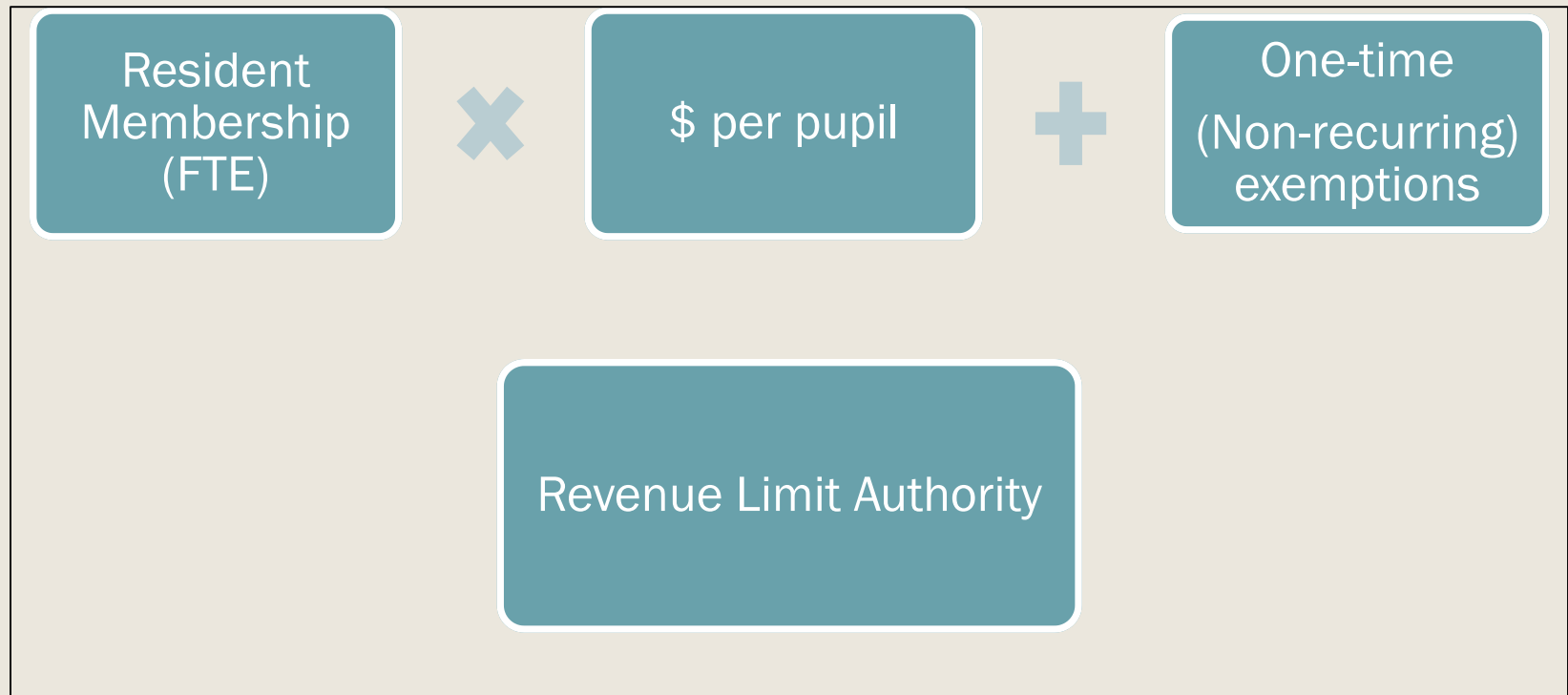
## 2018-2019 BUDGET PRESENTATION

Presented by Bob Thom  
Executive Director of Business Services



think lead move

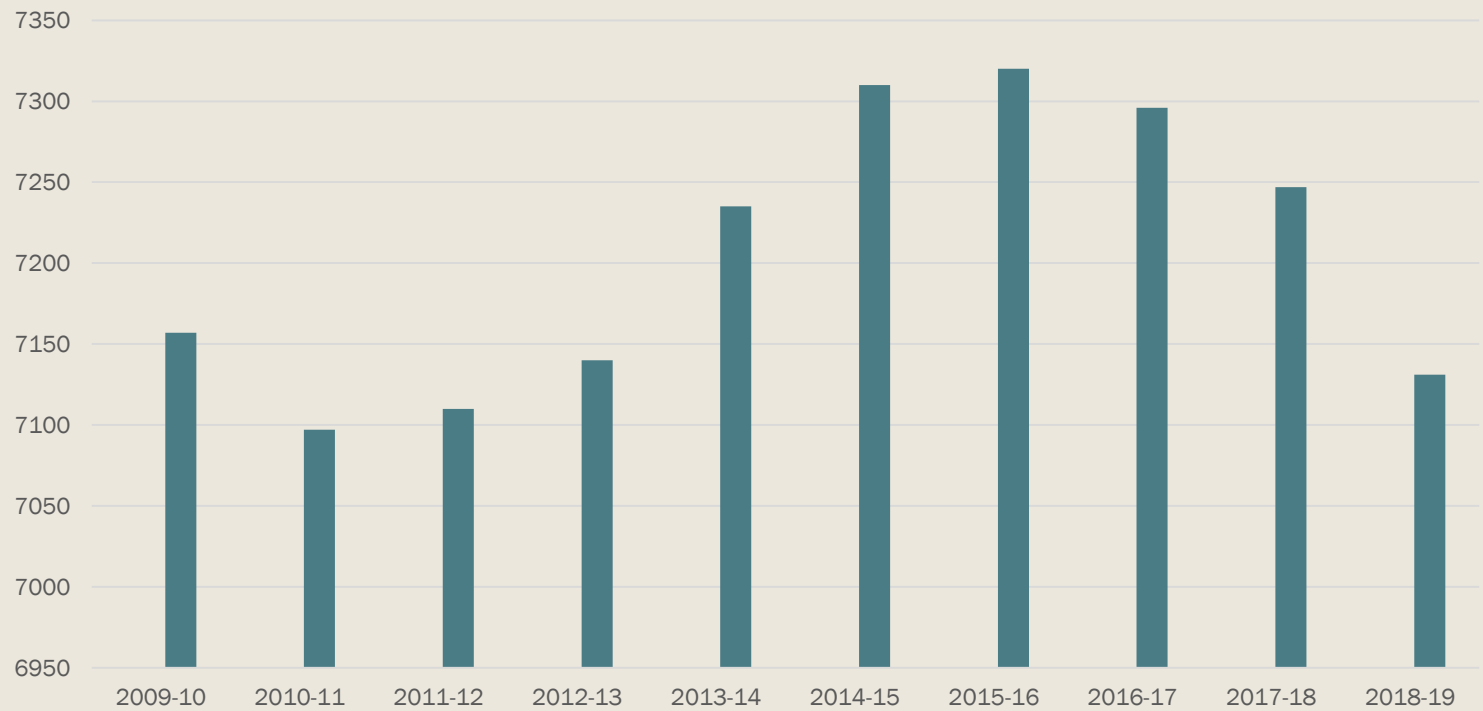
# Revenue Limit Authority



Three Year Avg FTE 7,131 X Per Pupil \$9,635.77 = \$69,830,434

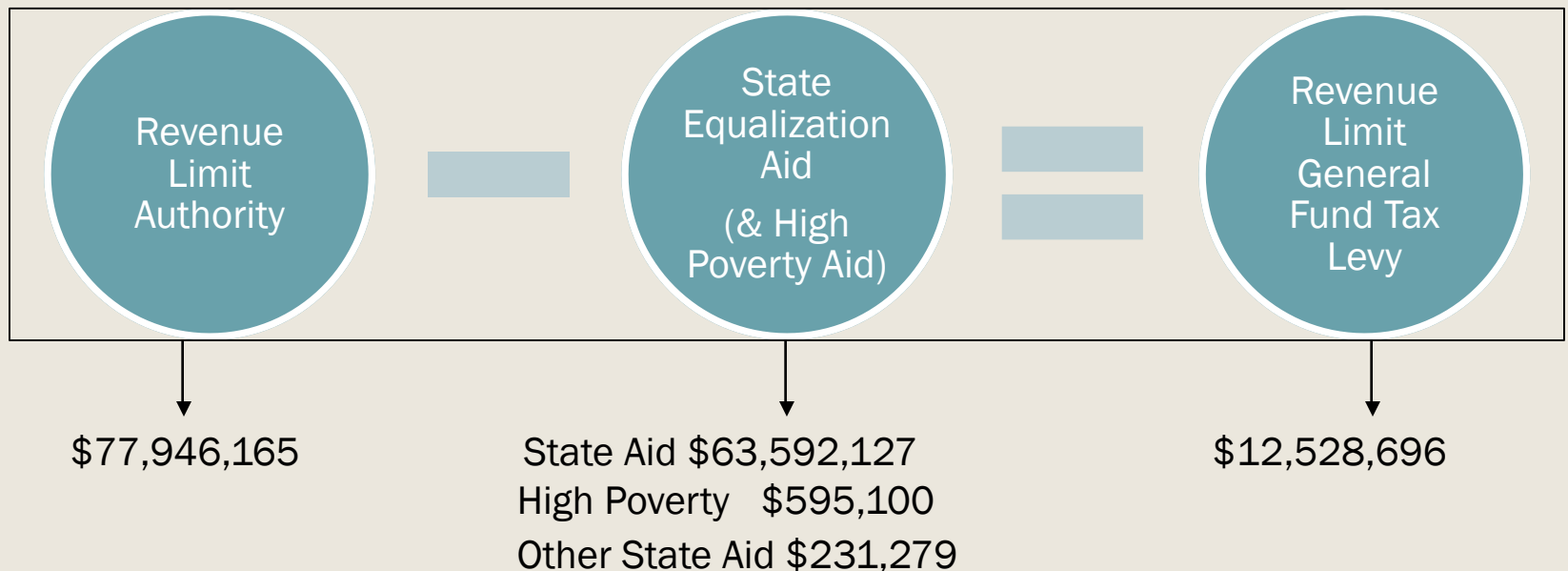
Hold Harmless/Declining Enrollment \$2,235,507 + Energy  
Exemption \$5,803,736 + Private School Voucher \$907,012 +  
Transfer of Service \$197,497 + Prior Year Adjustments \$89,737  
**= Revenue Limit Authority of \$77,946,165**

# Revenue Limit Membership



# State Equalization Aid

- Increased \$2,551,170 or 4.18%
- Equalized property value (Prior Year Valuation)
  - Determines the percentage of "who pays"
  - Increased 2.2% in 2017 for 2018 calculation
- Membership
  - Averages the last three pupil counts (Sept 17, January 18 and Summer School FTE) declined by 34 students
- Spending (Prior Year) increasing due to energy projects



# Tax Levy Impact

	All Funds Tax Levy	Mill Rate	Property Tax effect on \$100K assessed house
2018-19	18,125,046	12.42	+ \$87*
2017-18	16,026,232	11.54	+\$181
2016-17	13,211,221	9.73	-\$183

- Revenue Limit Energy Exemption

*2016-17 - \$1.6M*

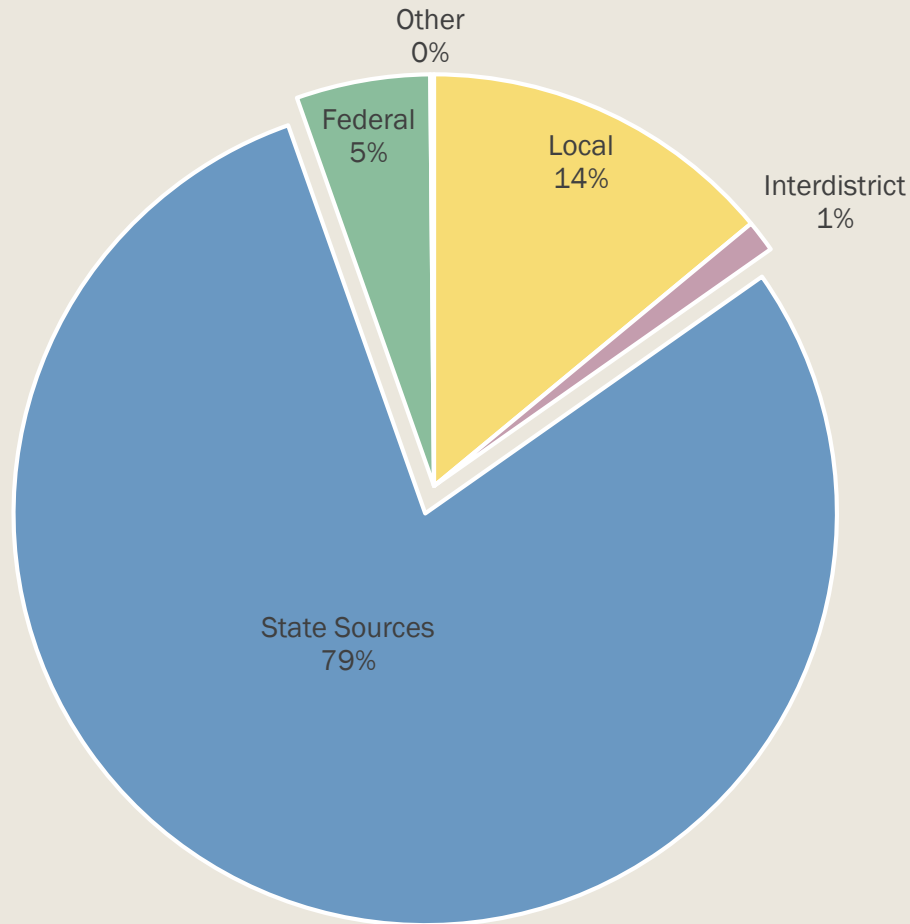
*2017-18 - \$3.2M*

*2018-19 - \$5.8M\**

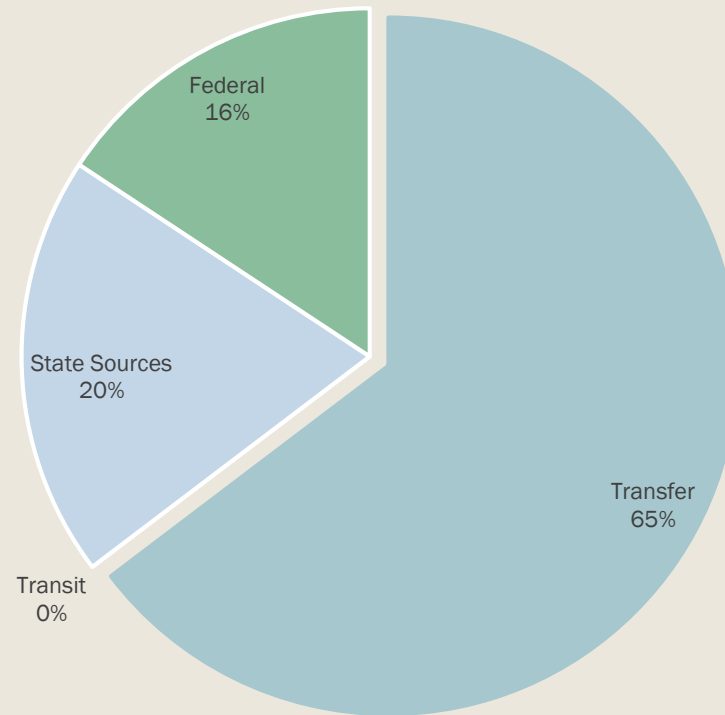
# Revenue Sources for 2018-19 Budget

Description	General Fund (10)	Spec. Ed Fund (27)	Total	Percentage of Budget
110 Transfers		\$9,518,566	\$9,518,566	8.90%
211 Tax Levy	\$12,528,696		\$12,528,696	11.72%
200 Other Local	\$373,550		\$373,550	0.35%
300 Interdistrict	\$1,151,850		\$1,151,850	1.08%
500 Transit				
621 General Aid	\$63,592,127		\$63,592,127	59.49%
600 State Sources	\$9,558,970	\$2,886,530	\$12,445,500	11.64%
700 Federal Sources	\$4,848,267	\$2,312,854	\$7,161,121	6.70%
800 Sale of Assets				
900 Other Revenues	\$133,000		\$133,000	0.12%
Budget Totals	\$92,186,460	\$14,717,950	\$106,904,410	100%

# General Fund Revenues by Source 2018-19



# Special Education Fund Revenues 2018-19

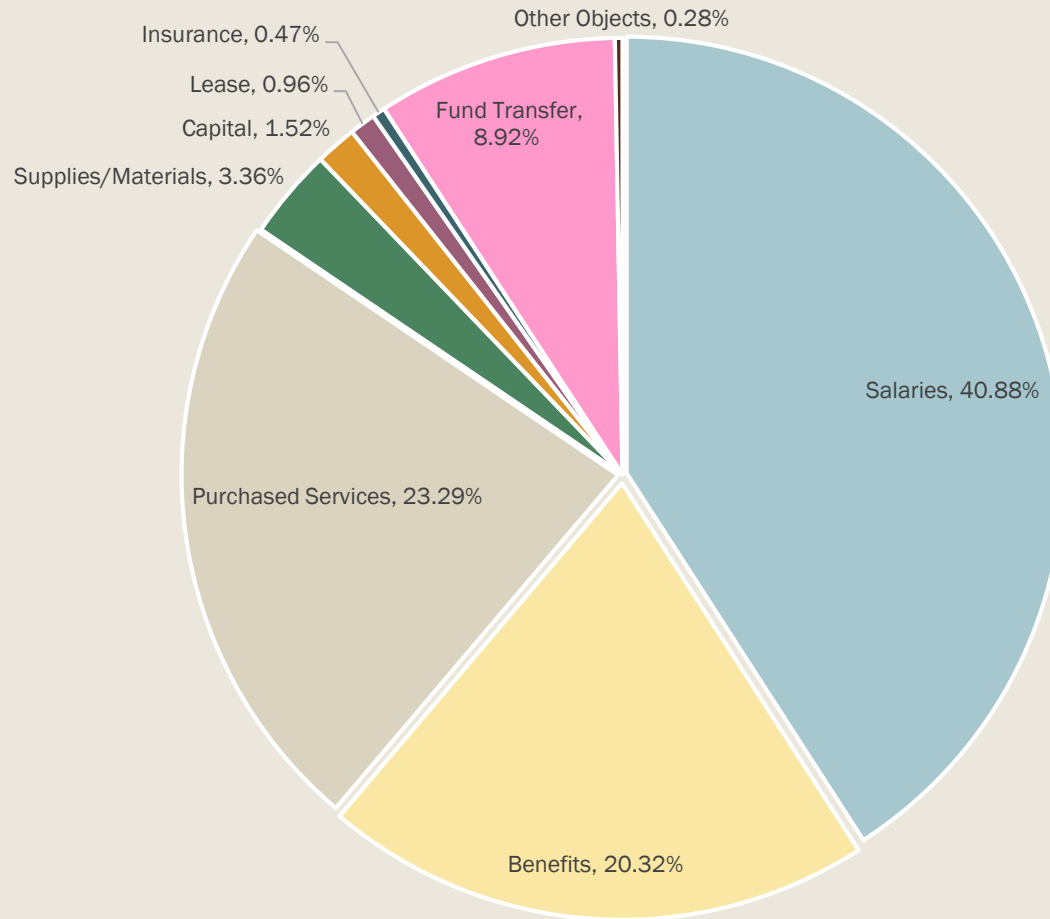




# Expense Objects for 2018-19 Budget

Description	General Fund (10)	Spec. Ed Fund (27)	Total	Percentage of Budget
100 Salaries	\$35,536,526	\$8,169,919	\$43,706,445	40.88%
200 Benefits	\$17,083,607	\$4,635,242	\$21,718,849	20.32%
300 Purchased Services	\$23,080,733	\$1,812,074	\$24,892,807	23.29%
400 Supplies/Materials	\$3,494,366	\$100,215	\$3,594,581	3.36%
500 Capital	\$1,628,328		\$1,628,328	1.52%
600 Lease	\$1,030,859		\$1,030,859	0.96%
700 Insurance	\$506,734		\$506,734	0.47%
800 Fund Transfer	\$9,534,121		\$9,534,121	8.92%
900 Other Objects	\$291,186	\$500	\$291,686	0.28%
Budget Totals	\$92,186,460	\$14,717,950	\$106,904,410	100%

# Expenditures by Object



## Fund Balance Analysis

	Actual 2014-15	Actual 2015-16	Actual 2016-17	Actual 2017-18	Budgeted 2018-19
Fund Balance (end of year)	10,537,453	13,568,272	17,674,909	18,653,126	18,653,126
\$ Variance	290,263	3,030,819	4,106,637	978,217	0
Percent of General Fund Expenditures	12.12%	15.54%	21.64%	21.80%	20.23%

# Summary

Budget Publication handouts can be located:

Kolak Education Building  
Business Office  
1633 Keeler Ave  
Beloit, WI 53511



think lead move